

# SREE NARAYANA GURU COLLEGE OF COMMERCE

## STUDENTS' SATISFACTION SURVEY (SSS) 2019-20

Program	B.Com.	B.M.S.	B.A.F	B.B.I.	B.A.M.M.C	B.Sc.I.T	B.F.M.	M.Com.	Total
No. of Respondents	373	235	178	79	34	67	17	71	1054

### Programs:

B.Com.	Bachelor of Commerce (Aided)
B.M.S.	B.Com. (Management Studies)
B.A.F.	B.Com. (Accounting & Finance)
B.A.M.M.C.	B.A. in Multimedia and Mass Communication
B.Sc.I.T.	B.Sc. (Information Technology)
B.F.M.	B.Com. (Financial Management)
M.Com.	Masters of Commerce (Accountancy, Business Management and Banking & Finance)

Over all Feedback Output	
In Percentage (Average)	81%
Grading out of 4 (Average)	3.23 out of 4

Question	Total Respondents	Feedback of students					Output	
		Best	V.Good	Good	Average	Poor	Value in Percentage	Average out of 4
1. How much of the syllabus was covered in the class?	1054	675	251	91	26	11	87	3.47
2. How well did the teachers prepare for the classes?	1054	376	617	32	18	11	82	3.26
3. How well were the teachers able to communicate?	1054	675	222	130	20	7	86	3.46
4. The teacher's approach to teaching can best be described as	1054	434	390	193	31	6	79	3.15
5. Fairness of the internal evaluation process by the teachers.	1054	635	317	80	11	11	87	3.47
6. Was your performance in class tests discussed with you?	1054	497	314	139	72	32	78	3.11
7. The institute takes active interest in promoting internship, student exchange, field visit opportunities for students.	1054	442	258	245	59	50	73	2.93
8. The teaching and mentoring process in your institution facilitates you in cognitive, social and emotional growth.	1054	259	572	151	41	31	73	2.94
9. The institution provides multiple opportunities to learn and grow by providing certificate courses	1054	364	536	124	18	12	79	3.16

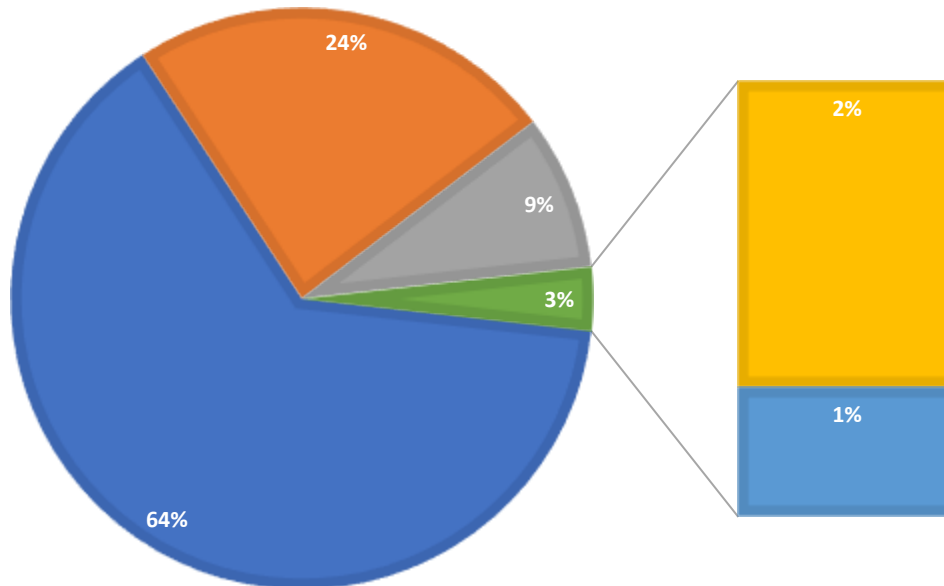
10. Teachers inform you about your expected competencies, course outcomes and programme outcomes.	1054	572	319	106	39	18	<b>83</b>	<b>3.32</b>
11. Your mentor does a necessary follow-up with an assigned task to you.	1054	549	364	96	45	0	<b>84</b>	<b>3.34</b>
12. The teachers illustrate the concepts through examples and applications.	1054	662	270	89	25	8	<b>87</b>	<b>3.47</b>
13. The teachers identify your strengths and encourage you with providing right level of challenges.	1054	559	329	99	46	21	<b>82</b>	<b>3.29</b>
14. Teachers are able to identify your weaknesses and help you to overcome them.	1054	587	275	101	49	42	<b>81</b>	<b>3.25</b>
15. The institution makes effort to engage students in the monitoring, review and continuous quality improvement of the teaching learning process.	1054	370	533	112	25	14	<b>79</b>	<b>3.16</b>
16. The institute/ teachers use student centric methods, such as experiential learning, participative learning and problem solving methodologies for enhancing learning experiences.	1054	455	428	90	62	19	<b>79</b>	<b>3.17</b>
17. Teachers encourage you to participate in extracurricular activities.	1054	452	476	88	25	13	<b>82</b>	<b>3.26</b>
18. Efforts are made by the institute/ teachers to inculcate soft skills, life skills and employability skills to make you ready for the world of work.	1054	480	405	92	60	17	<b>80</b>	<b>3.21</b>
19. What percentage of teachers use ICT tools such as Power Point Presentation, LCD projector, Multimedia, etc. while teaching	1054	375	413	172	54	40	<b>74</b>	<b>2.98</b>
20. The overall quality of teaching-learning process in your institute is very good.	1054	429	495	103	18	9	<b>81</b>	<b>3.25</b>
							<b>81%</b>	<b>3.23</b>
							<b>Overall Output</b>	

# SREE NARAYANA GURU COLLEGE OF COMMERCE

## STUDENTS' SATISFACTION SURVEY (SSS) 2019-20

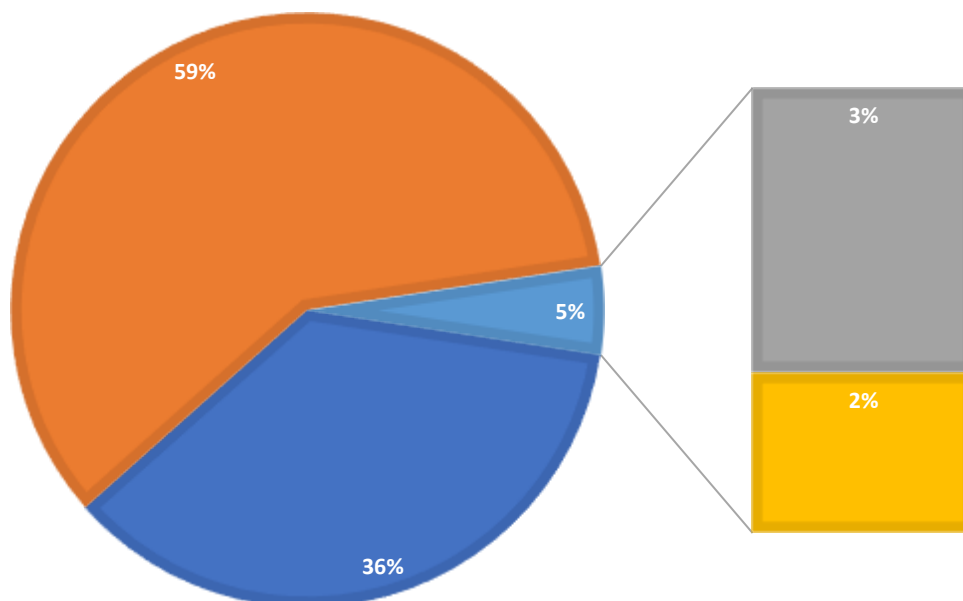
### 1. HOW MUCH OF THE SYLLABUS WAS COVERED IN THE CLASS?

■ best ■ v.good ■ good ■ average ■ poor



### 2. HOW WELL DID THE TEACHERS PREPARE FOR THE CLASSES?

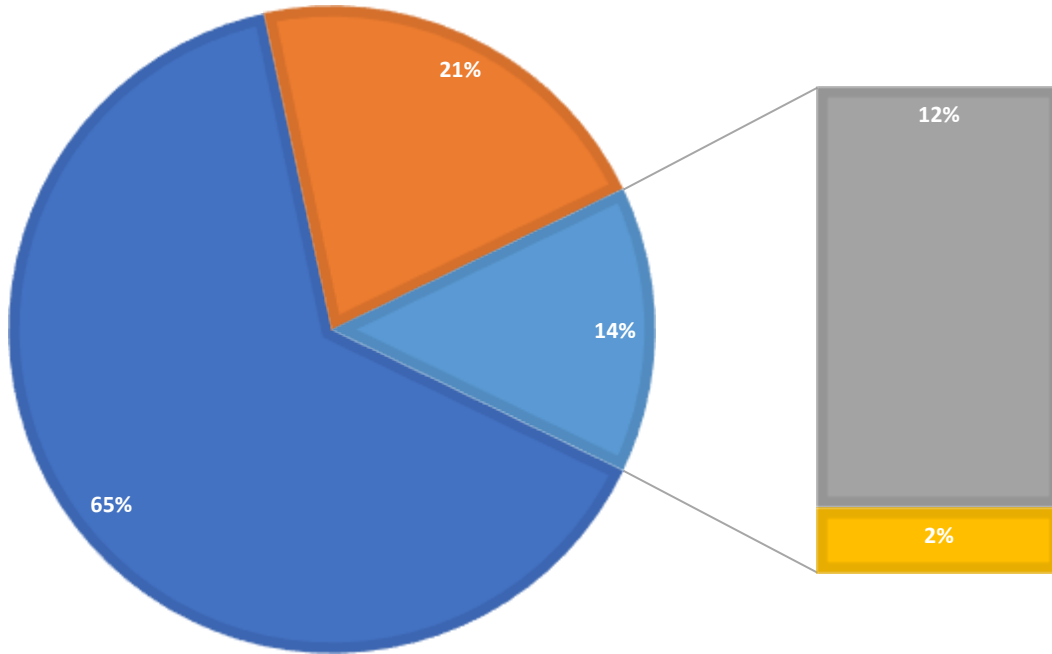
■ best ■ v.good ■ good ■ average



3.

### HOW WELL WERE THE TEACHERS ABLE TO COMMUNICATE?

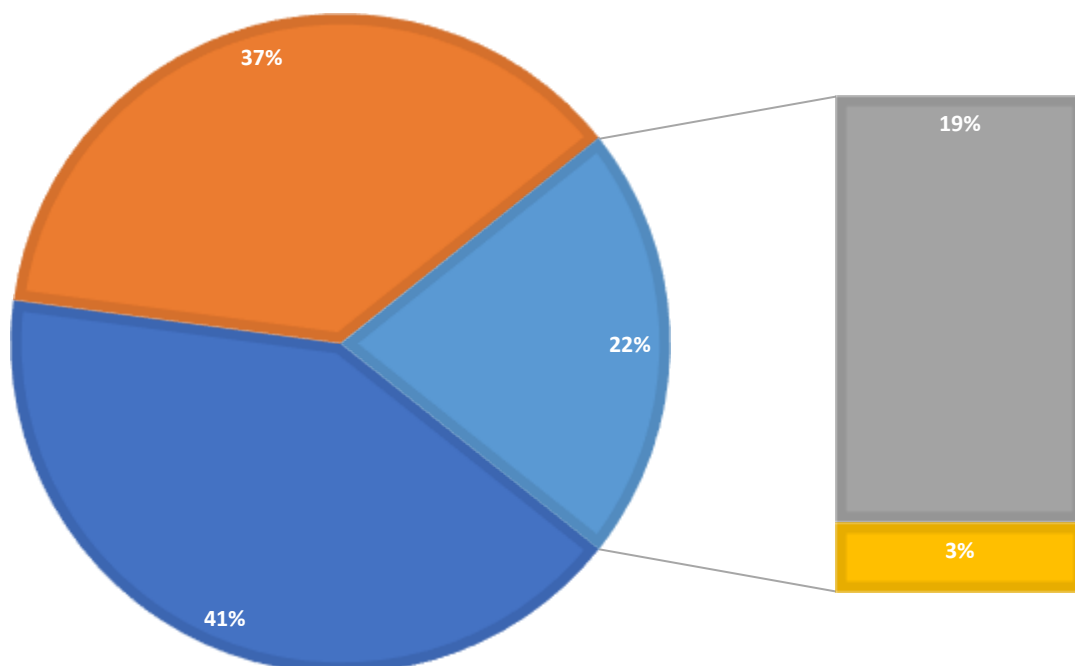
■ best ■ v.good ■ good ■ average



4.

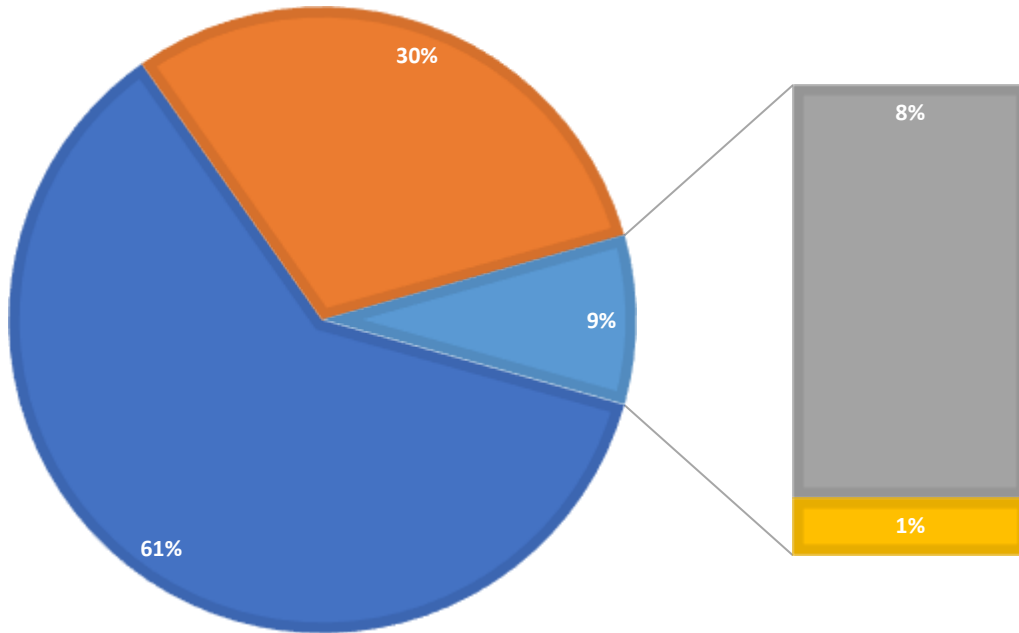
### THE TEACHER'S APPROACH TO TEACHING CAN BEST BE DESCRIBED AS

■ best ■ v.good ■ good ■ average



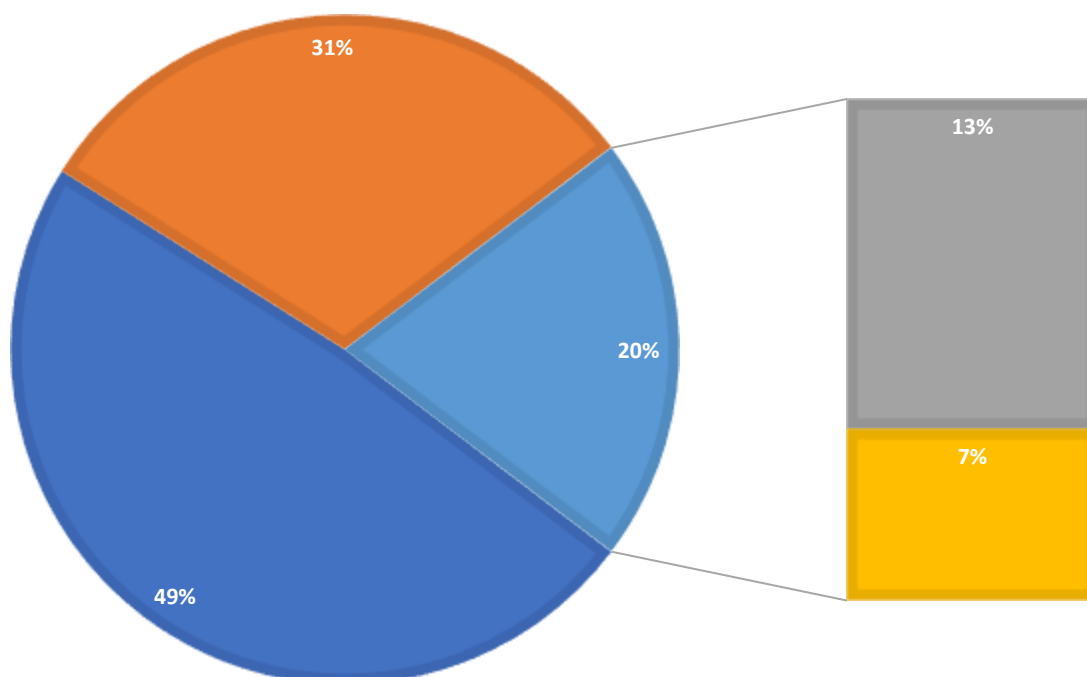
### 5. FAIRNESS OF THE INTERNAL EVALUATION PROCESS BY THE TEACHERS.

■ best ■ v.good ■ good ■ average



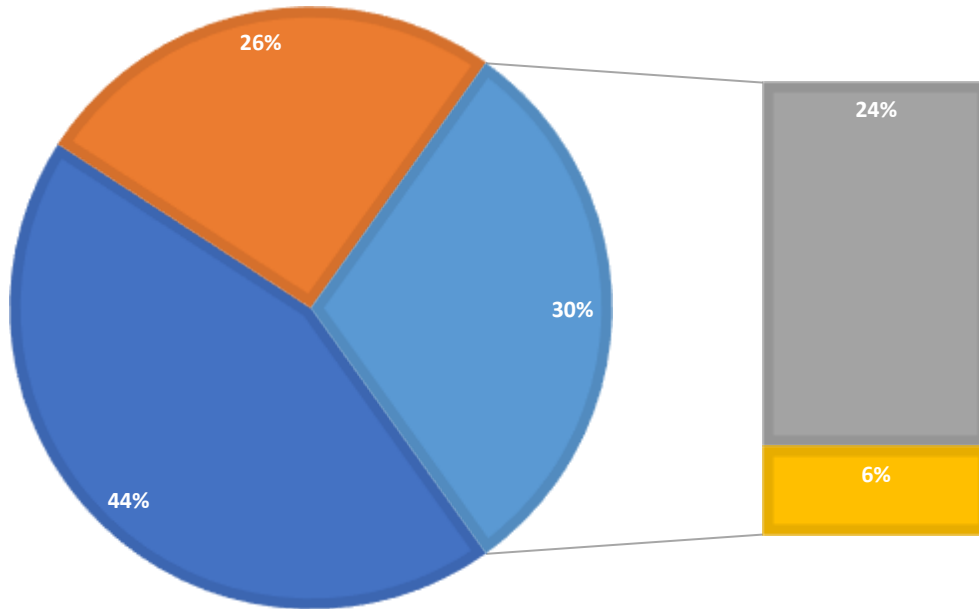
### 6. WAS YOUR PERFORMANCE IN CLASS TESTS DISCUSSED WITH YOU?

■ best ■ v.good ■ good ■ average



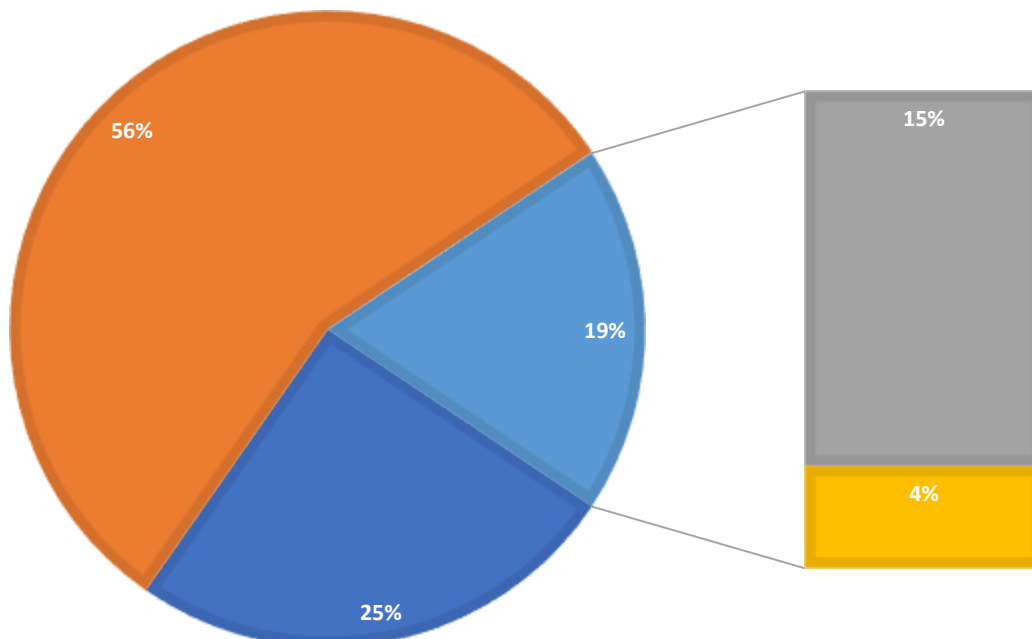
**7. THE INSTITUTE TAKES ACTIVE INTEREST IN PROMOTING INTERNSHIP, STUDENT EXCHANGE, FIELD VISIT OPPORTUNITIES FOR STUDENTS.**

■ best ■ v.good ■ good ■ average



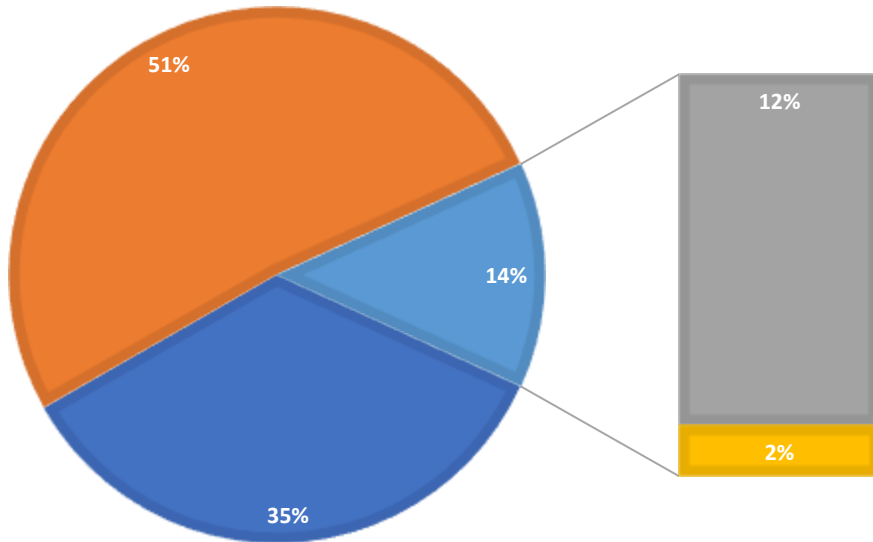
**8. THE TEACHING AND MENTORING PROCESS IN YOUR INSTITUTION FACILITATES YOU IN COGNITIVE, SOCIAL AND EMOTIONAL GROWTH.**

■ best ■ v.good ■ good ■ average



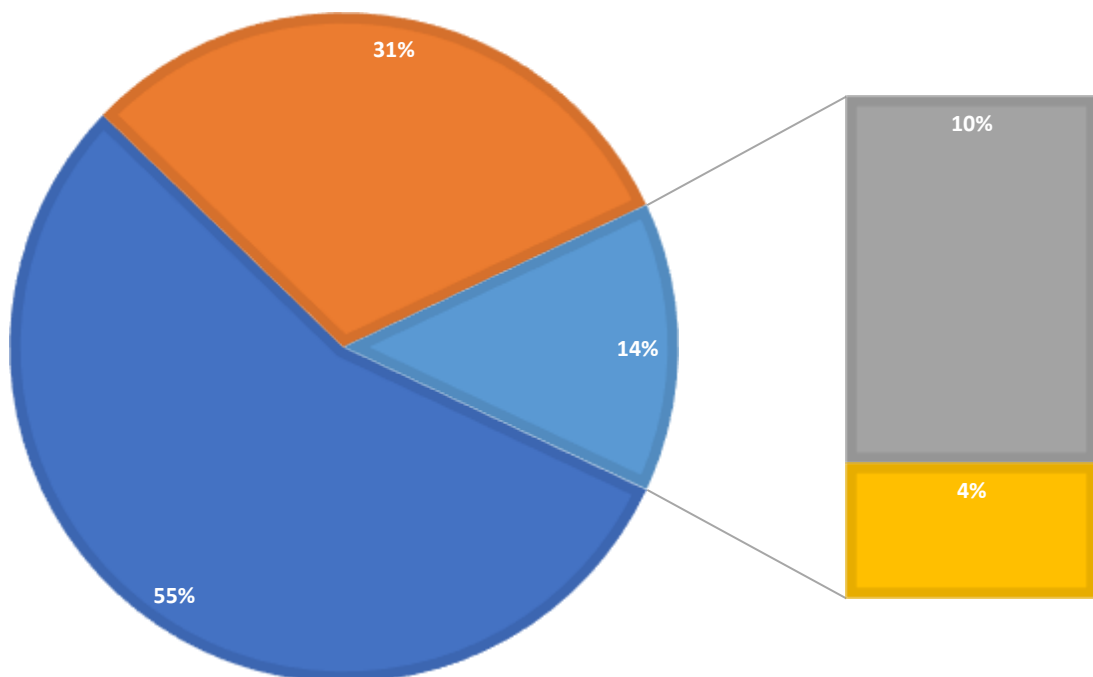
**9. THE INSTITUTION PROVIDES MULTIPLE OPPORTUNITIES TO LEARN AND GROW BY PROVIDING CERTIFICATE COURSES**

■ best ■ v.good ■ good ■ average



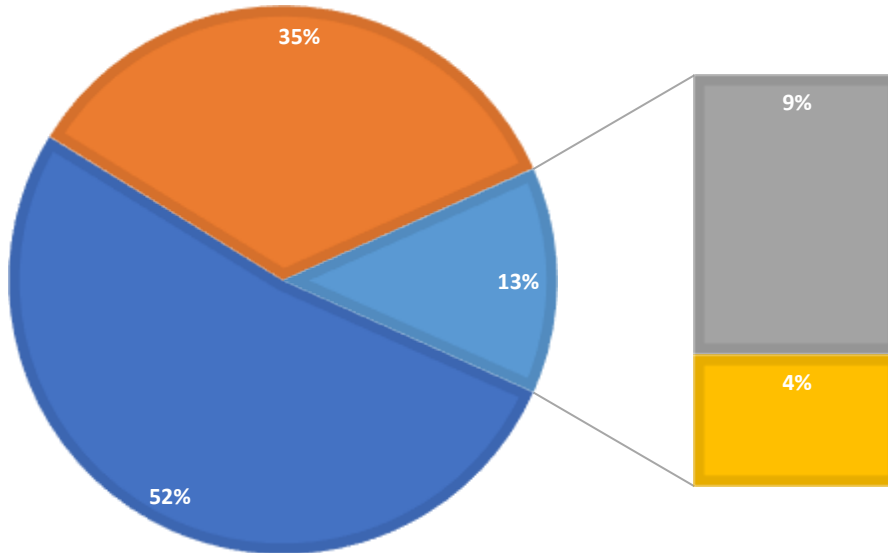
**10. TEACHERS INFORM YOU ABOUT YOUR EXPECTED COMPETENCIES, COURSE OUTCOMES AND PROGRAMME OUTCOMES.**

■ best ■ v.good ■ good ■ average



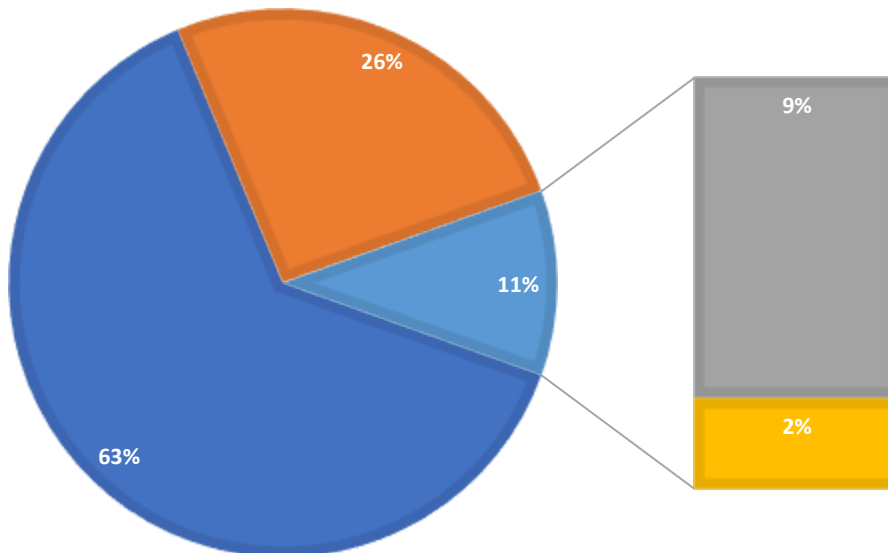
**11. YOUR MENTOR DOES A NECESSARY FOLLOW-UP WITH AN ASSIGNED TASK TO YOU.**

■ best ■ v.good ■ good ■ average



**12. THE TEACHERS ILLUSTRATE THE CONCEPTS THROUGH EXAMPLES AND APPLICATIONS.**

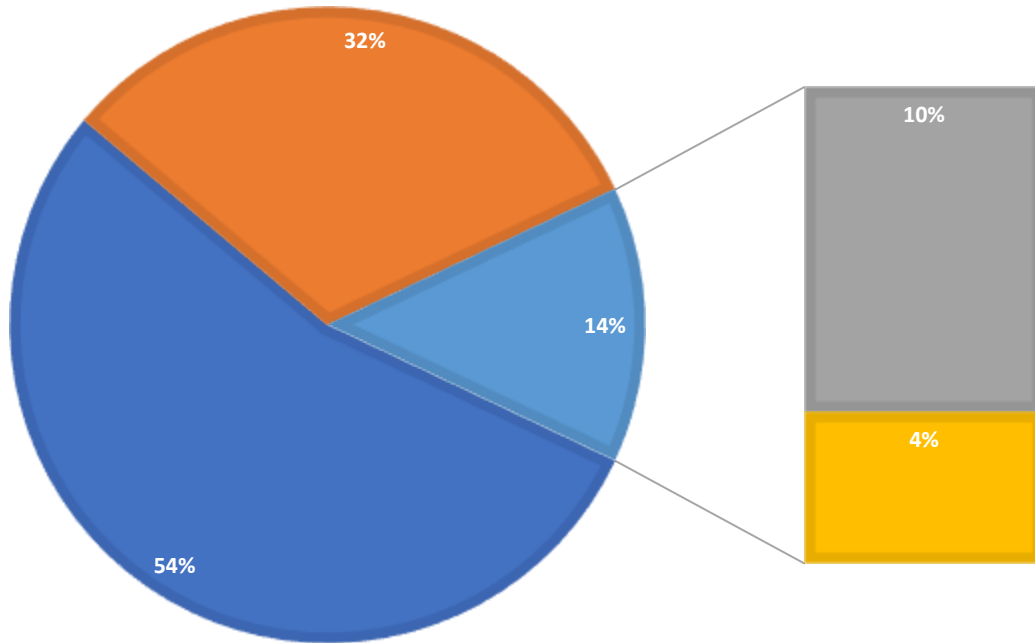
■ best ■ v.good ■ good ■ average





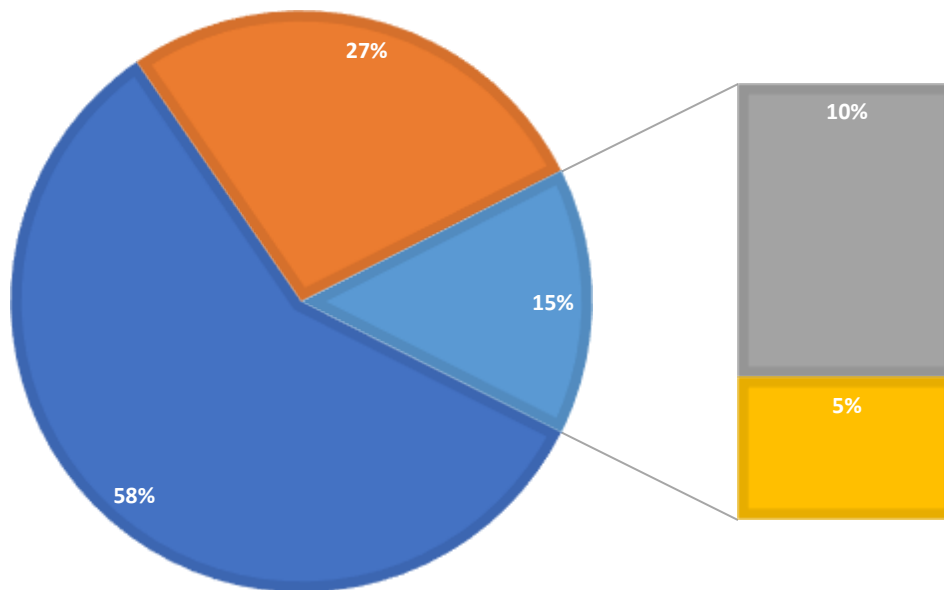
**13. THE TEACHERS IDENTIFY YOUR STRENGTHS AND ENCOURAGE YOU WITH PROVIDING RIGHT LEVEL OF CHALLENGES.**

■ best ■ v.good ■ good ■ average



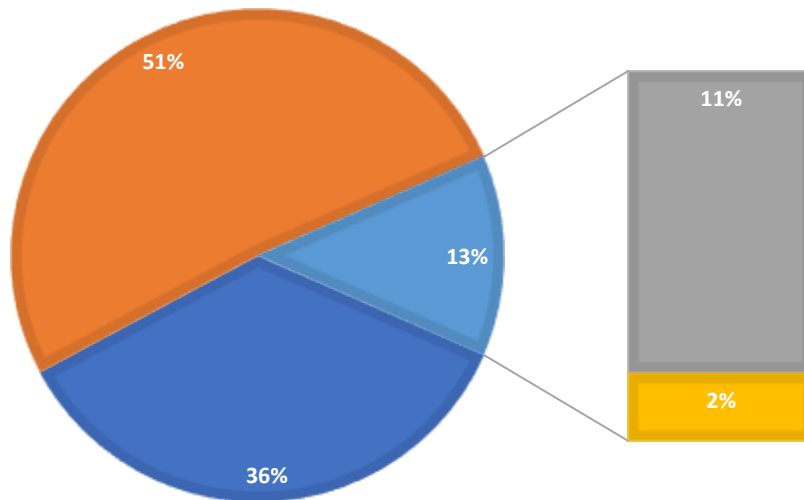
**14. TEACHERS ARE ABLE TO IDENTIFY YOUR WEAKNESSES AND HELP YOU TO OVERCOME THEM.**

■ best ■ v.good ■ good ■ average



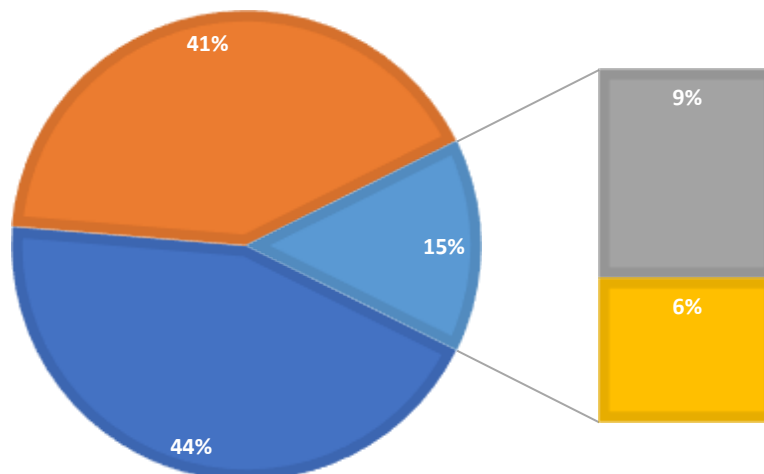
**15. THE INSTITUTION MAKES EFFORT TO ENGAGE STUDENTS IN THE MONITORING, REVIEW AND CONTINUOUS QUALITY IMPROVEMENT OF THE TEACHING LEARNING PROCESS.**

■ best ■ v.good ■ good ■ average



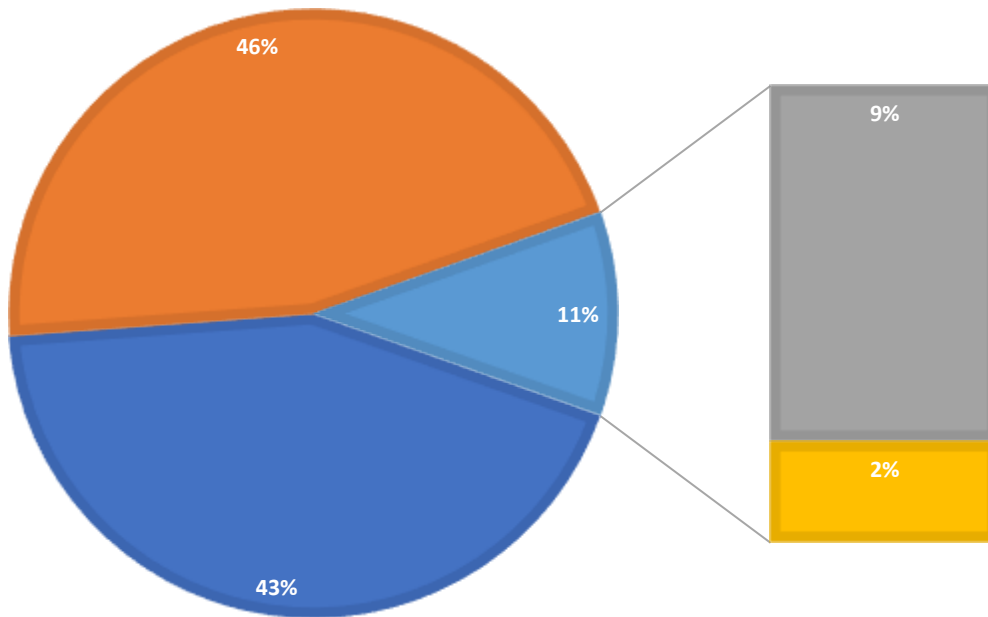
**16. THE INSTITUTE/ TEACHERS USE STUDENT CENTRIC METHODS, SUCH AS EXPERIENTIAL LEARNING, PARTICIPATIVE LEARNING AND PROBLEM SOLVING METHODOLOGIES FOR ENHANCING LEARNING EXPERIENCES.**

■ best ■ v.good ■ good ■ average



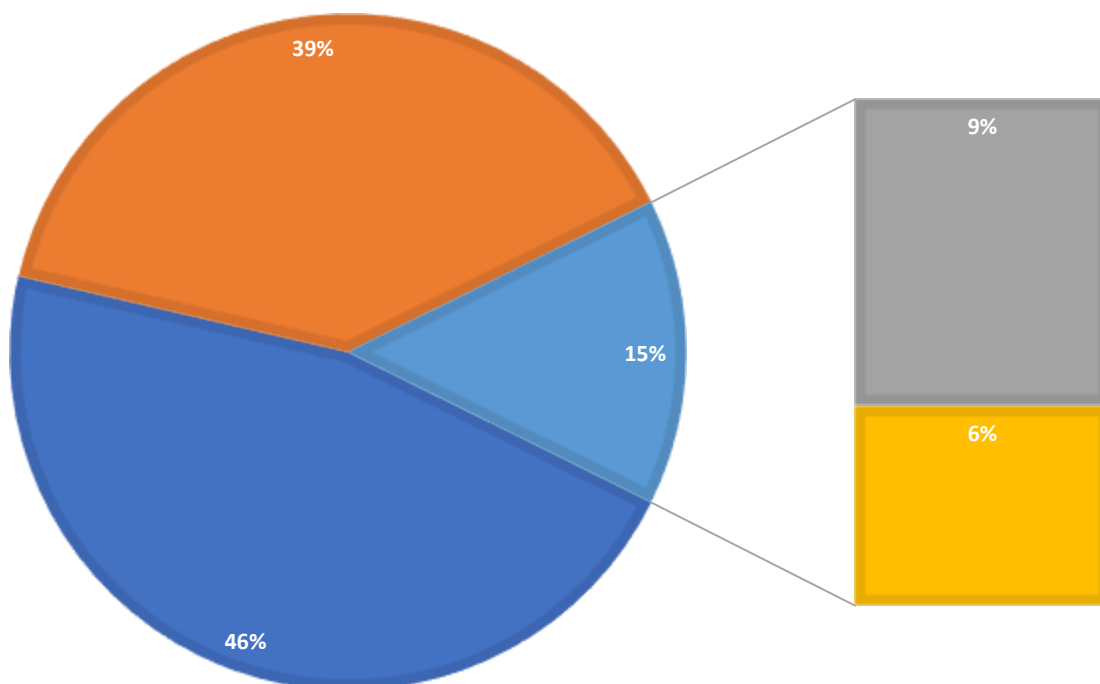
**17. TEACHERS ENCOURAGE YOU TO PARTICIPATE IN EXTRACURRICULAR ACTIVITIES.**

■ best ■ v.good ■ good ■ average



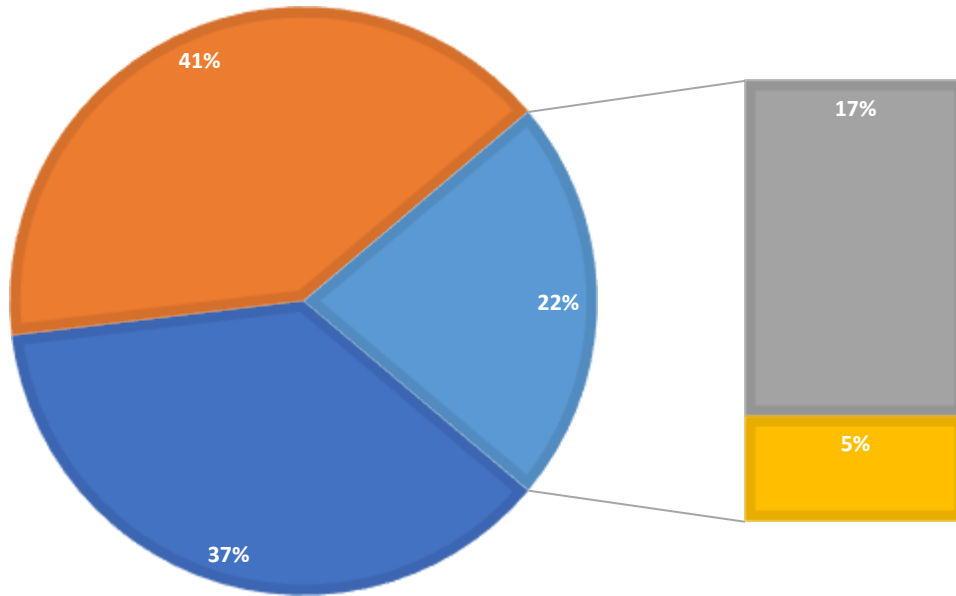
**18. EFFORTS ARE MADE BY THE INSTITUTE/ TEACHERS TO INCULCATE SOFT SKILLS, LIFE SKILLS AND EMPLOYABILITY SKILLS TO MAKE YOU READY FOR THE WORLD OF WORK.**

■ best ■ v.good ■ good ■ average



**19. WHAT PERCENTAGE OF TEACHERS USE ICT TOOLS SUCH AS POWER POINT PRESENTATION, LCD PROJECTOR, MULTIMEDIA, ETC. WHILE TEACHING**

■ best ■ v.good ■ good ■ average



**20. THE OVERALL QUALITY OF TEACHING-LEARNING PROCESS IN YOUR INSTITUTE IS VERY GOOD.**

■ best ■ v.good ■ good ■ average

